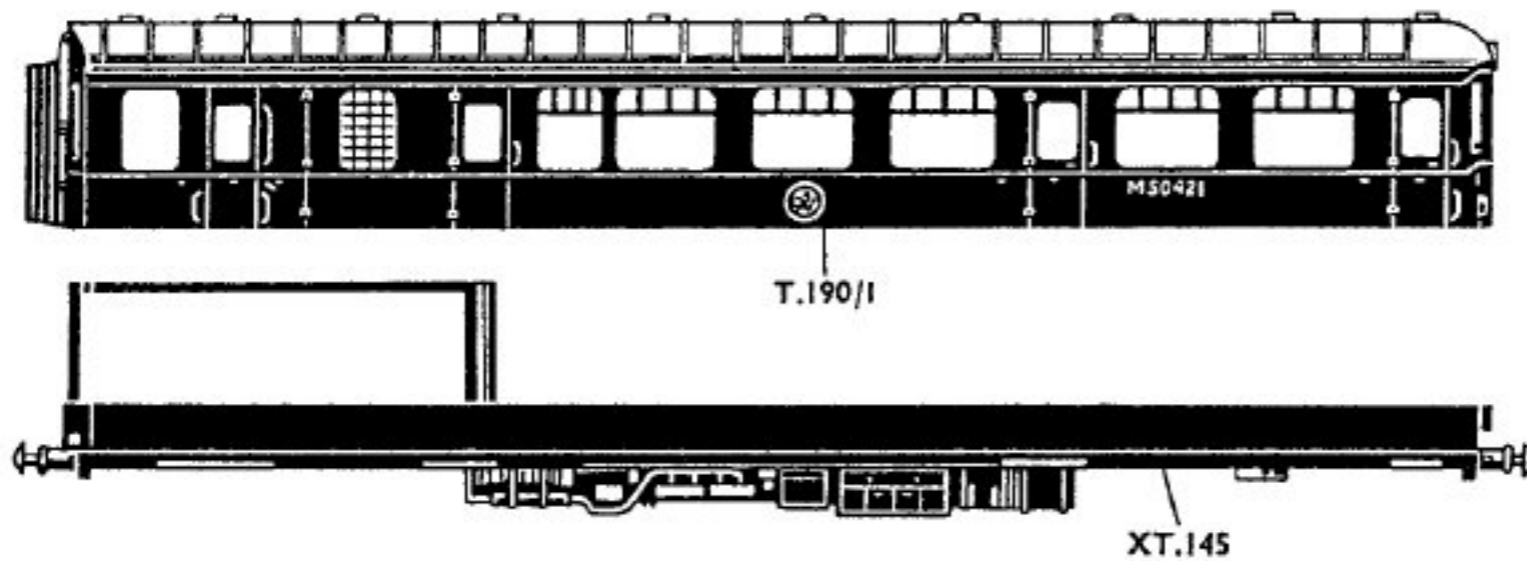
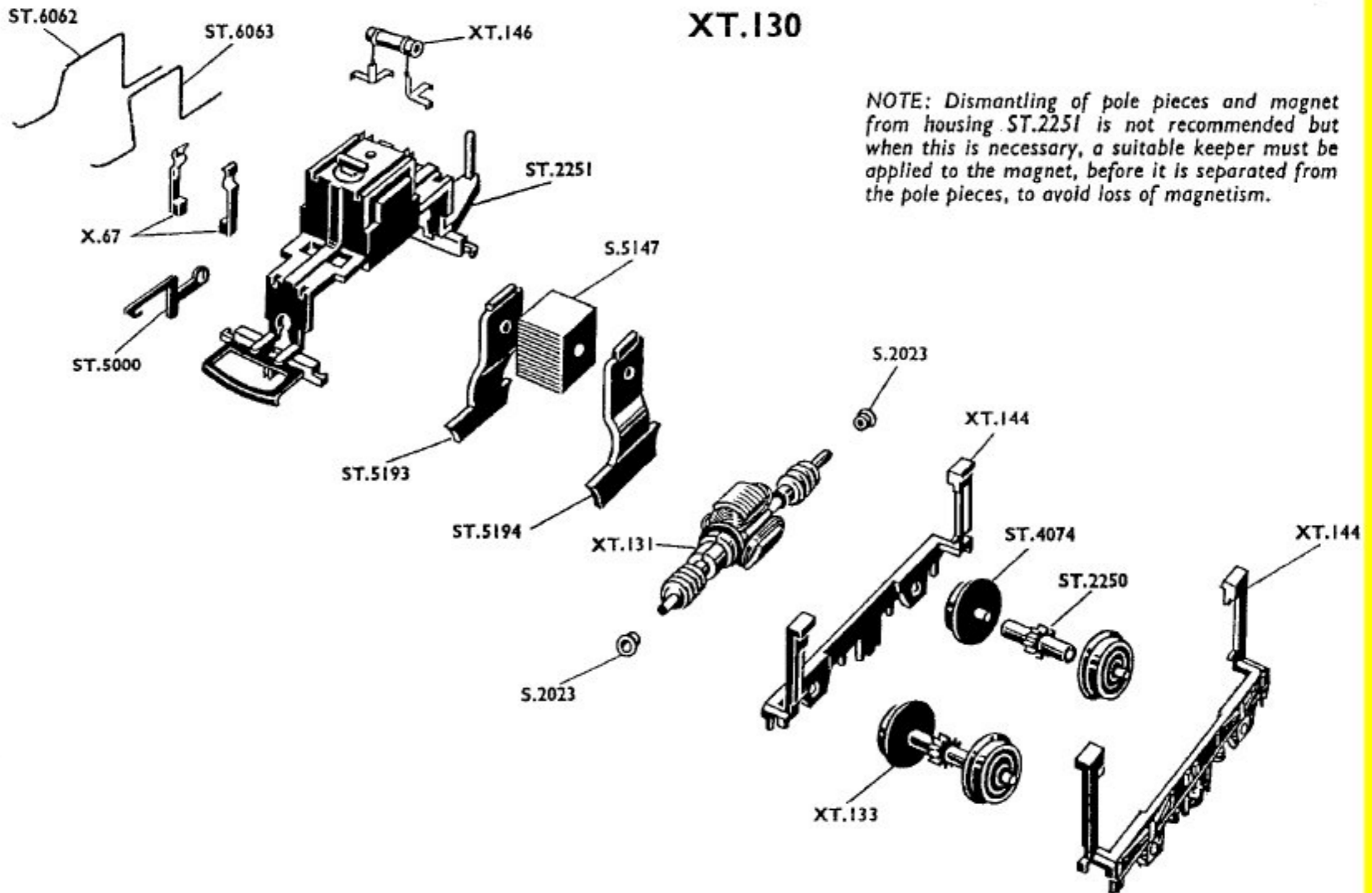
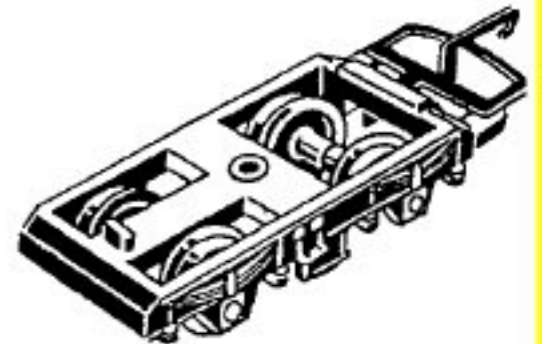


## RAILCAR - T.190



### XT.134



NOTE: Dismantling of pole pieces and magnet from housing ST.2251 is not recommended but when this is necessary, a suitable keeper must be applied to the magnet, before it is separated from the pole pieces, to avoid loss of magnetism.

- T.190/1 Body
- X.67 Brush Arm and Brush
- S.1062 Body Fixing Screw
- S.2023 Thrust Bush
- S.5147 Magnet
- XT.130 Power Bogie
- XT.131 Armature Assembly (including commutator and worms)

- XT.133 Axle Assembly for Power Bogie (comprising 2—ST.4074, 1—ST.2250)
- XT.134 Non-powered Bogie
- XT.144 Power Bogie Side Frame
- XT.145 Chassis Assembly
- XT.146 Suppressor Assembly

- ST.2250 Worm Wheel and Axle
- ST.2251 Housing
- ST.4074 Wheel for Power Bogie
- ST.5000 Coupling Hook
- ST.5193 Pole Piece (R/H)
- ST.5194 Pole Piece (L/H)
- ST.6062 Brush Spring (R/H)
- ST.6063 Brush Spring (L/H)

Modifications are made to Tri-ang Railways models from time to time. If a spare part is required which does not coincide with the illustration, a full description should be given and, if necessary, a sketch or sample should accompany the order.