

**SMALL RADIUS TURNOUT
LEFT HAND
(IRREGULAR WOODEN
SLEEPER TYPE)**

Code 80
SL-E492 *Electrofrog*

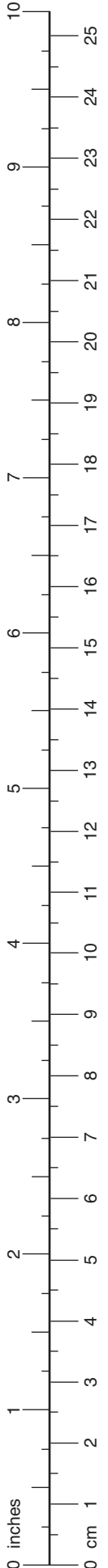


**SMALL RADIUS TURNOUT
RIGHT HAND
(IRREGULAR WOODEN
SLEEPER TYPE)**

Code 80
SL-E491 *Electrofrog*



Use this scale bar to check that your printer is printing at 100%



MAIN LINE TURNOUT LEFT HAND

Code 80
SL-E496 *Electrofrog*

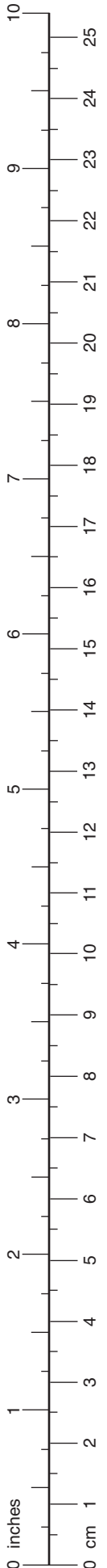


MAIN LINE TURNOUT RIGHT HAND

Code 80
SL-E495 *Electrofrog*



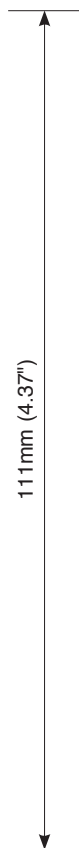

Use this scale bar to check that your printer is printing at 100%



MEDIUM RADIUS Y TURNOUT (IRREGULAR WOODEN SLEEPER TYPE)

Code 80

SL-E497 *Electrofrog*



Use this scale bar to check that your printer is printing at 100%

